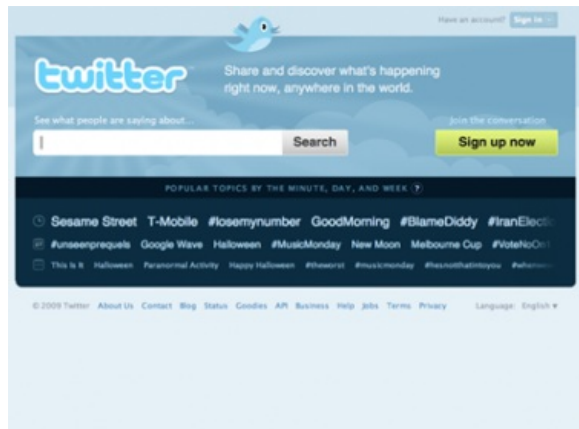


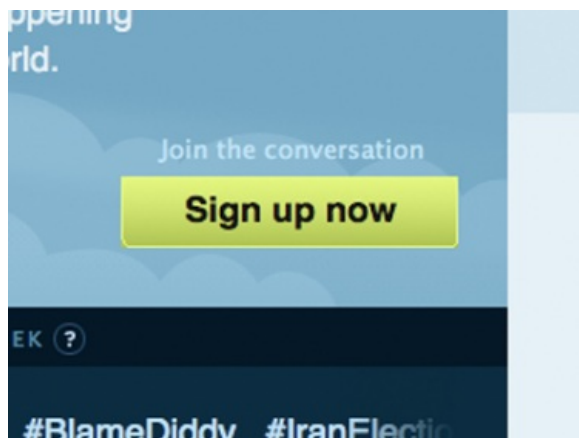
How to Get Started on Twitter

Twitter is a micro-blogging platform. It asks users to share thoughts, 140 characters at a time.



Step 1: Go to Twitter.com

First things first, to get started on Twitter you need an account. Go to twitter.com to get the process started.



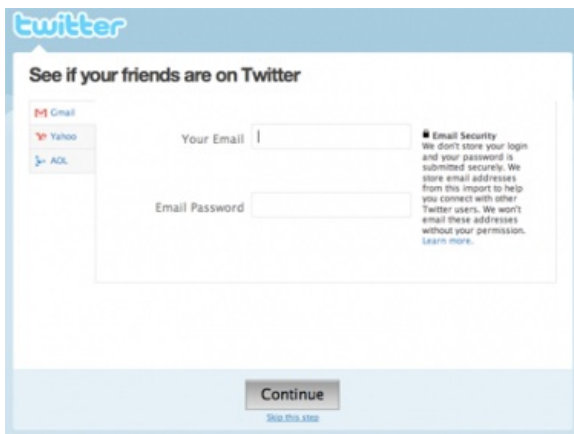
Step 2: Sign Up Now

Click on the "Sign Up Now" button to open up your account.



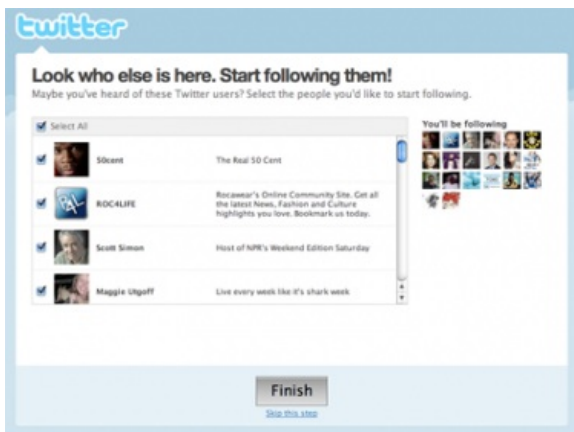
Step 3: Enter your Credentials

Now fill in the blanks. As you can see, Twitter asks for a minimum of information about you. This speeds up the registration process. Once you're done, press "Create my Account."



Step 4: Find your Friends

Twitter now lets you find friends that are already on the network, by using your email address book! Whether you're with Gmail, Yahoo! or AOL, it can find who's already on Twitter so that you can connect with them right away.



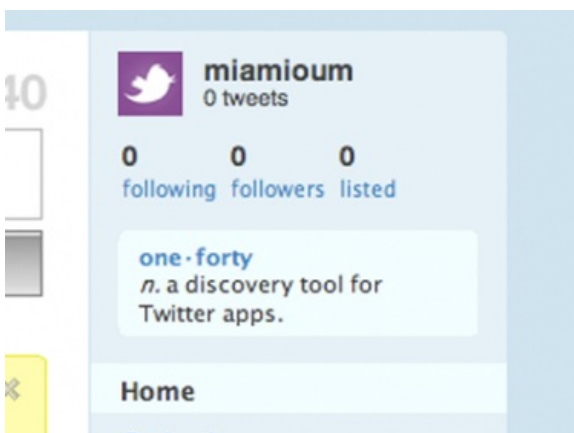
Step 5: Follow New People

Next Twitter asks if you'd like to follow popular Twitterers (yes, there's a name for people who Tweet, too!) If someone from that list inspires you, add them to your follow list right away. You can also add them later. Not inspired? Click "Skip this Step" underneath the "Finish" button.



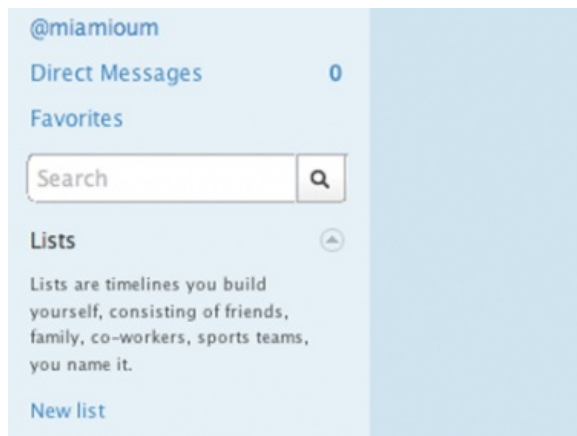
Step 6: Twitter's Interface

Here we are, you now have a Twitter profile! You will get used to this interface, since this is where most of Twitter's activity takes place. Next steps will explain it in more detail.



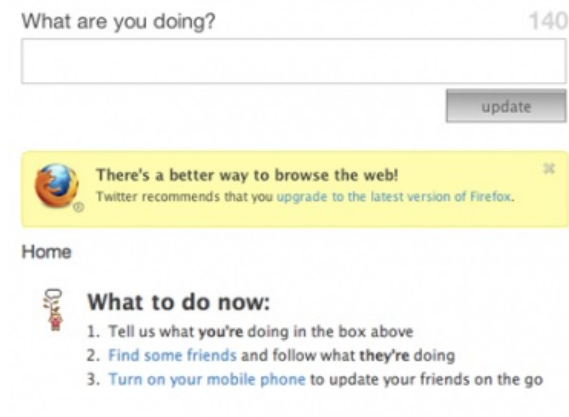
Step 7: Following, Followers

On Twitter, you can follow people and be followed. You will have direct access to Tweets from the people you follow, and your followers will have direct access to your Tweets. Clicking on "Following" or "Followers" will bring up a list of profiles.



Step 8: Direct Messages and Replies

You can send simple tweets, reply to a tweet (@username) or send someone a direct message (DM username). The main difference between a reply and a direct message is its privacy - a direct message can only be seen by the person it is addressed to.



Step 9: Tweet!

Twitter asks "What are you doing now?", but you can talk about anything you want. The best advice we can give you is to engage with people, and have discussions with them. Spend some time researching cool twitterers and then start replying to their tweets. This is how you will get the most value out of Twitter!

Stay tuned for other Byte-Size Learning tutorials on how to retweet, how to use direct messages and replies and of course all the other Twitter features that can help you conduct your business!